




VACUUM TRACK MOUNTING SYSTEM FOR KAT®



The Gullco vacuum mounting systems are designed to firmly hold the KAT Rigid and Flex Tracks in position on ferrous and non-ferrous materials. The systems are durable and dependable while incorporating a light weight design for portability. There are Vacuum/ KAT® carriage packages specifically designed for automatic welding and cutting applications.

Quick Setup Time - Lightweight Design - Portable

VACUUM SYSTEM FOR MOUNTING CARRIAGE TRACK ON NON-MAGNETIC MATERIALS



BASIC VACUUM MOUNTING COMPONENTS

Described on these pages are the vacuum systems that Gullco makes available for mounting KAT® Rigid Track and KAT® Flex Track on ferrous and non-ferrous materials.

The portable vacuum pump for these systems is described below. At right are the basic vacuum components used in both the rigid and flex track mounting assemblies. They are supplied by Gullco as complete, ready-to-use assemblies or as individual parts, either for standard lengths of track or for continuous runs of any specified length.




PORTABLE VACUUM UNIT Model GV-168-050

Comprised of electric motor driven, 2.4 cfm capacity vacuum pump mounted on cylindrical safety reservoir. Complete with vacuum gauge, filter, non-return valve, necessary fittings and 10 ft. (3048 mm) of flexible hose with quick disconnect coupling. *Recommended 3 pieces of **GK-165-054** Rigid or **GK-192-F-054-2** Flexible Track per vacuum pump.



VACUUM MANIFOLD BLOCK MOUNTING UNIT

Comprised of two vacuum cups, manifold block and mounting pad. The manifold has openings at each end and at the centre of each side for fittings required in assemblies such as hose connectors, couplings, valves and plugs.



VACUUM MANIFOLD ASSEMBLIES

Link any number of Vacuum Block Mounting Units to provide a complete, in-line track mounting system. The end units are supplied with appropriate fittings for attachment to the pump or the next series of mounting units, while all "in-between" units have hose connectors on each side.



MOUNTING BRACKET

Comprised of mounting pad, support bar and two stainless steel mounting angle brackets. This component is primarily used to provide extra track stiffness to Flex-Track vacuum mounting assemblies and as tack welded support to provide an extra measure of safety in applications involving vertically mounted KAT® Rigid Track or Flex Track

FOR MOUNTING GULLCO RIGID KAT® TRACK


Gullco can supply a ready-to-use kit to vacuum mount KAT® Track, providing manifold block mounting units for mounting on 30" (761 mm) centers along with all appropriate hoses, fittings, etc.

For convenience, three kits are available for mounting standard 48", 96" and 120" (1219, 2438 and 3048mm) lengths of KAT® Track. They are described at right. It should be noted that these kits are supplied for use only with the designated track length. If lengths are to be joined, interconnecting fittings must be ordered.

3 lengths of 120" (3048mm) track can be handled by on vacuum pump (**Model GV-168-050**) depending on work surface finish.



Gullco Flex-Track is 8 ft. (2438 mm) and has holes for the attachment of manifold block mounting units and stainless steel mounting brackets. In some applications, the number of manifold block units may be safely reduced by using brackets so the number of each supplied will vary according to application requirements. For convenience, two kits are available for vacuum mounting KAT® Flex-Track, one meeting minimum stiffness requirements, the other providing standard stiffness.



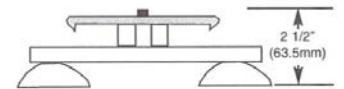
ASSEMBLIES FOR MOUNTING STANDARD LENGTHS OF KAT TRACK

Model GV-168-051-A for mounting 48" (1219mm) KAT Track comprised of 2 vacuum manifold block mounting units at 30" (761mm) centers complete with flexible hose between manifolds and male quick connect couplings for connecting the pump.

Model GV-168-053-A for mounting 96" (2438mm) KAT Track- as above, but 3 vacuum manifold block mounting units.

Model GV-168-070-A for mounting 120" (3048mm) KAT Track as above, but 4 Vacuum manifold block mounting units.

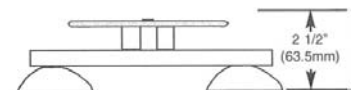
VACUUM MOUNTED HEIGHT KAT® Rigid Track



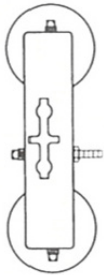
ASSEMBLIES FOR MOUNTING 96" (2438 mm) LENGTHS OF KAT® FLEX- TRACK

Model **GV-192-F-409** recommended for mounting on the heavy duty flex track, model **GK-192-F-054-2** comprised of 8 vacuum manifold block mounting units at 12" (304.8 mm) centers when complete with flexible hose between manifolds, intermediate shut-off valve and male quick connect coupling for connection to vacuum pump hose.

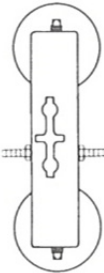
ASSEMBLIES FOR MOUNTING 96" (2438 mm) LENGTHS OF KAT FLEX TRACK



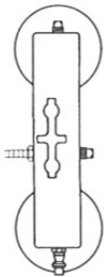
VACUUM MANIFOLD MOUNTING UNITS



GV-168-083-2 (Blocked End)
Designed for use on the track section at the end of the vacuum mounting system run. Equipped with 1 mounting pad, 2 vacuum cups, 3 plugs and 1 hose connector

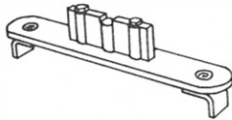


GV-168-055 (In Between)
Designed for use as the "in between" mounting units in both Rigid and Flex Track systems. Equipped with 1 mounting pad, 2 vacuum cups, 2 plugs and 2 hose connectors.



GV-168-083-1 (Connecting End)
Comprised of manifold block equipped with 1 disconnect coupling suited for connection to end of vacuum pump hose or to connect one track assembly to a second track assembly. Equipped with 1 mounting pad, 2 vacuum cups, 2 plugs and 1 male hose connector.

MOUNTING BRACKET



Model GV-192-F-410
Comprised of mounting pad, support bar and 2 stainless steel mounting angle brackets.

FITTINGS



FLEXIBLE HOSE CONNECTOR GV-168-071

For interconnecting vacuum mounted track sections 36" (914mm) long.



FLEXIBLE HOSE SECTIONS GV-168-072

used in various lengths to connect manifold assemblies. Secured by hose clamps
GV-192-F-076

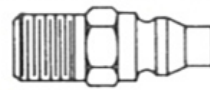


PLUG

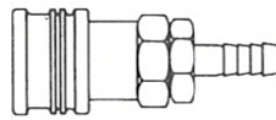
GF-168-007 for unused manifold openings



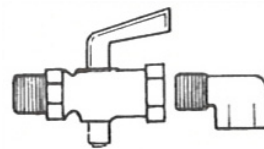
HOSE CONNECTOR GF-168-005



QUICK CONNECT COUPLING GV-168-009



QUICK CONNECT COUPLING GF-168-010



ON/OFF VALVE

Model GV-192-F-074
Used on-line or as required in Flex-Track Systems

KAT, KBM, MOGGY, KATBAK & SAM are registered trademarks of Gullco Enterprises Limited

SPECIFICATIONS ARE SUBJECT TO CHANGE WITHOUT NOTICE

Distributed by:

GULLCO

CANADA - GULLCO INTERNATIONAL LIMITED

Phone: 905-953-4140 Fax: 905-953-4138 e-mail: sales@gullco.com

U.S.A - GULLCO INTERNATIONAL INC.

Phone: 440-439-8333 Fax: 440-439-3634 e-mail: ussales@gullco.com

EUROPE - GULLCO INTERNATIONAL (U.K.) LIMITED

Phone: +44 1257-253579 Fax: +44 1257-254629 e-mail: uksales@gullco.com

AUSTRALIA - GULLCO INTERNATIONAL PTY LIMITED

Phone: 61 (0)7 3348 5515 Fax: 61 (0)7 3348 5510 e-mail: ausales@gullco.com

INDIA - GULLCO INTERNATIONAL LTD. INDIA LIAISON OFFICE

Phone: 91-20-6526-0382 Fax: 91-20-2683-6656 e-mail: india.io@gullco.com

CHINA - GULLCO INTERNATIONAL SHANGHAI LIMITED

Phone: +8621-50460341 Fax: +8621-50463554 e-mail: c.zhang@gullco.com

SINGAPORE - GULLCO INTERNATIONAL LIMITED

Phone: +65-9385-4468 e-mail: benny.lim@gullco.com

LATIN AMERICA - GULLCO INTERNATIONAL LIMITED

Phone: 55-11-9485-1336 e-mail: rogerio.macedo@gullco.com

STUCH GMBH & Co. KG SCHWEISSTECHNIK - GERMANY

Phone: (02 03) 72 94 95 Fax: (02 03) 72 94 96 e-mail: info@stuch-schweisstechnik.de

WWW.GULLCO.COM

VS-11-01